

Soft Drinks Bottle Filling System

B.Santhosh, Dr.K.Vidhya

¹Electronics and Communication Engineering, Saveetha School of Engineering, Saveetha Institute of Medical and Technical Sciences, Chennai, Tamilnadu. santureddy1207@gmail.com

²Electronics and Communication Engineering, Saveetha School of Engineering, Saveetha Institute of Medical and Technical Sciences, Chennai, Tamilnadu. vidhyak.sse@saveetha.com

ABSTRACT:

In olden days human beings are directly involved on liquid filling task. Now in industries automation process plays a major role. The automation process produces a significance change in the manufacturing industries from last decade. Every manufacturing industries using this automation process for manufacturing products. Filling is the important task in liquid product manufacturing industry such as soft drinks, hot drinks or water. The electric power has been mainly used in automation process. In this proposed system image processing concepts are used to fill the bottles without any human control and make a label on the bottle outside. If the bottle is not filled with actual quantity it fill automatically. To find the liquid level identification various image processing concepts are used. Label checking means to the correct label is printed on the bottle outside.

Keywords:

Image filtering, label checking, Image Thresholding, Hole filling algorithm; Template matching algorithm, bottle filling

Article Received: 18 October 2020, Revised: 3 November 2020, Accepted: 24 December 2020

I INTRODUCTION

In Indian food industry large numbers of liquid product companies are available. Food industries are run with high profit. To fill the liquid contents in the bottles by human beings are very difficult. In the manual filling process lot of disadvantages like leakage of liquid, proper quantity of the liquid delay etc. Avoiding these difficulties all industries are moved from manual to automatic process. Industry tasks are executed automatically without any control from outside called automation. In liquid manufacturing industries giving more importance to quality and quantity of the product. The maintenance of quality of the liquid item is very difficult by manually. For that reason all industries are using automatic process. The camera is used to capture the bottle images. Then image processing concepts are applied to fill the bottle. The background color of an image, resolution of the camera and conveyor belt speed is the important factors of this system. The main

objective of the proposed system is to fill the water in proper level, by using IR sensor count the bottles and to check whether the cap is fitting properly or not. If the system is working automatically, each and every task is going to settle properly and decrease the cost of man power and execution time.

II LITERATURE SURVEY

Varshal Shah et al., describes an image processing approaches are used to automatic liquid filling and check the label on the bottle. Here image processing approaches are used to find the level of liquids. This entire system was managed by raspberry pi server without affect the production of the organization[1].

Pravin Kalubarme et al., develop a new system for automatic liquid stuffing and count the number of bottles. IR sensor is used to country the bottles automatically. The entire system will be run

automatically without any human control. Arduino controller is used to control the various parts of the system. The main aim of this system is to work automatically and decrease the execution cost[2].

Prithwish Das et al., designed and developed a new system used to stuff the bottles automatically using PLC approach. The main characters of this system is, it consumes less power, low executional cost, and decrease service cost, produce high accuracy result etc. This system is mainly used in mineral water and milk industries [3].

BipinMashilkar et al. Conducted a study. It includes implement, make and control system for automatic container filling system. The entire system was managed by Arduino microcontroller which designed by using C language to control the various parts of this proposed system. If the system work properly the operation cost and labour charge automatically reduced [4].

Vinit A. Dave et al., construct a system for finding proper liquid level by using image processing approaches. The main focus of this proposed work is developing automatic system to manage bottle stuffing process in the food processing organization. Using visual findings of the bottle the filling level is identified. This system was developed by using MATLAB software. Cropping technique is used to find the level of the bottle. Optical character identification method is used to identify the label [5].

Jaspreetkaurpannu et al., present a new system called Multiple Liquid Bottle filling using automatic control which the fluid is fill the bottle using the liquid color. Now the modern industries cannot use the manual process because the requirement is high and it is a time consuming process. This proposed system is used for stuff two type of liquids depends on the bottle color. Here Siemens S7-1200 Programmable logic

controller is used to control the entire system [6].

Abdulraouf I. Abashar et al, designed the system for medical industries and food product manufacturing organization. Relay logic control is used to implement this system. PLC is more flexible compare to other controllers because the characteristics of the system are changed without the modification of existing electrical specifications. This system was monitored by using wireless network communication [7].

AbdyBouhamad et al., construct the system to satisfy industry needs. The main objective of this system is fill the liquids automatically and check the caps in the bottle [8].

Mrs Shweta Suryawanshi et al., presented the water filling system automatically using plc and scada. The main aim of the automation is decrease human support and need of the workers. The special feature of this system is fill the liquids in different type of bottle. The sensors used to fill the liquids in the bottle. This system consist of different sub systems like solenoid valve, conveyor belt, sensors etc.[9].

MamataraniPanniyet al., design a system for automatic liquid filling. This system is used to develop the total product output and get the cost benefits also [10]. This system is used any type of liquid filling industries like medicine, water packing, milk packing, etc.

III PROPOSED SYSTEM

The main usage of the proposed system is fill the liquid items automatically, count the number of bottles and check the cap is properly closed or not. The following steps are used to design this proposed system.

Steps:

1. Initially catch the image using camera.

2. To reduce the noise by using filters
3. to build the identification line using edge detection concept
4. Crop the image of one small part of the required color.
5. The color of bottle detected up to 1 reference line then display “full” else no display.
6. Create horizontal line at bottle neck base and draw three vertical lines for cap finding
7. If no difference between reference line and cap position, "cap present" status displayed on the screen

Else if a little amount of difference is detected, then “not proper cap” message is displayed
 Else if no cap color detected, then “no cap” message shown.

The following figure 1 shows the block diagram of proposed system

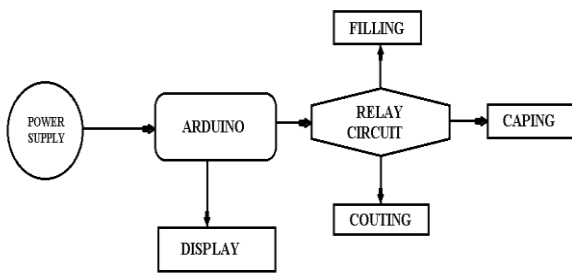


Figure 1 Block Diagram

The main benefit of the proposed system is used to reduce the human work in the industries with the help of current communication technologies, improve the economy level and execute the processes which are beyond people eligibility of the people.

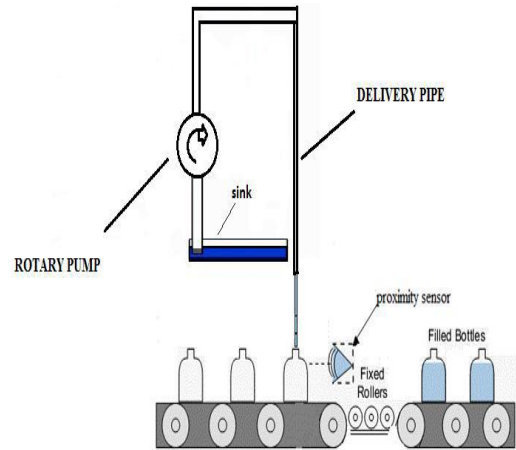


Figure 2 Automated bottle filling

If the bottle is going to overflow status or label missing on the outside of the bottle buzzer will be on indicating fault. The image contains any type of noise filtering methods are available used. Separate the bottle from the background image segmentation concept is used. To identify the liquid region of the bottle thresholding technique is used. Hole filling algorithm is used to fill the empty region of the bottle. The hole filling algorithm is represented by the equation 1 and 2

$$X_k = (X_{k-1} \ B) \wedge A^c \quad k=1, 2, 3, \oplus \text{eq.(1)}$$

$$X_k = X_{k-1} \text{eq.(2)}$$

The second equation is satisfied hole filled image produced.

The occurrence of the label on the bottle by using template matching algorithm is used.

IV RESULTS AND DISCUSSIONS

This proposed system is used various liquid stuffing industries. The different image processing techniques are used to fill the bottles, check the cap and count the number of bottles is filled correctly. If the liquid is not reached the appropriate place it filled automatically. The

following figure 3 shows the prototype of the proposed system.




Figure 3 Bottle Filling System

The following figures show the various stages of the proposed system.



Fig 3: Original image

Fig 4: color detection



Fig 5: Hole filling and reference line matching
The following figures shows the images with cap present.



Fig 6: Image detected with cap present

V CONCLUSION

In bottle filling process various image processing techniques are used. Due to this techniques this proposed system produce the result more accuracy. For finding the bottle cap status, the cap color is identified by using RGB matrix method. The main objective of the system is improve the accuracy of the bottle filling system. The automatic bottle filling system reduce the quality checking cost, labor charges and improves the quality of the liquid products. The bottle level detection, cap checking and count the number of bottles filled by liquid are the major modules of this proposed system developed by using image processing approaches.

REFERENCES

- [1] Varshal Shah &Kirit Bhatt(2016), "Image Processing Based Bottle Filling and Label Checking Using Embedded System", International Journal of Innovative Research in Computer and Communication Engineering, Vol. 4, No 5, ISSN: 2320-9801, pp. 9778-9787
- [2] PravinKalubarme , Sushilkumarmadane , Abhijeet malve , ReshmaBagal&Shivaji Kambale(2018), " Automatic Water Bottle Filling System", International Journal Of Innovations in Engineering Research And Technology , 2nd National Conference on Modern Trends in Electrical Engineering (NCMTEE-2K18), ISSN: 2394-3696 , pp. 91-93

- [3] Prithwish Das , Krishnendu Mandal & Paromita Das(2018)," Automatic Bottle Filling System Using PLC".
- [4] Bipin Mashilkar, Pallavi Khaire & Girish Dalvi (2015), "Automated Bottle Filling System" , International Research Journal of Engineering and Technology(IRJET) , Vol: 02, No: 07 , ISSN: 2395-0072 , pp. 771-776.
- [5] Vinit A. Dave1 & S. K. Hadia(2015)," Automatic Bottle Filling Inspection System Using Image Processing", International Journal of Science and Research (IJSR), Vol 4, No 4, ISSN: 2319-7064, pp.1116-1120.
- [6] Pannu, J., Kulkarni, R., & Ranjana, M. S. B. (2016), " On the automated multiple liquid bottle filling system.", International Conference on Circuit, Power and Computing Technologies (ICCPCT).
- [7] Abashar, A. I., Mohammed Eltoun, M. A., & Abaker, O. D. (2017), " Automated and monitored liquid filling system using PLC technology" 2017 International Conference on Communication, Control, Computing and Electronics Engineering (ICCCCEE).
- [8] Abdy Bouhamadi1, Mohamed Aboufatah, Mohamed Ahmed Ould Sid Ahmed, "Study of the Automatic Filling and Capping System, using GRAFCET-GEMMA-PLC and WinCC flexible", International Journal of Engineering Research and Technology. Vol 12, No. pp. 736- 744.
- [9] Shweta Suryawanshi & Dhananjay Shelke, " Automatic Bottle Filling System using PLC, Mrs Shweta Suryawanshi", International Journal of Trend in Scientific Research and Development, vol. 1, ISSN : 2456-6470, pp. 1063-1065.
- [10] Mamatarani Panny & M. S Aspalli(2015), " Automatic Liquid Filling to Bottles of Different Height Using Programmable Logic Controller",

International Journal of Scientific Engineering and Research (IJSER), ISSN : 2347-3878, Vol. 4, No. 8, pp 78-80.